

THE WEDDING  
*scribbles*

CUSTOMER INFORMATION BROCHURE



A handwritten word 'Hello!' in a blue, cursive script. The 'H' is tall and the 'o' has a small loop at the end.

**This handy guide has  
everything you need to know.**


**You'll find our pricelist,  
design references and FAQ's  
in the following pages.**

**Can't find what you're  
looking for? Just call us!**

**021 497 1177**

**[www.weddingscribblers.ie](http://www.weddingscribblers.ie)**

# Timeline



## **A year-9 Months After The Engagement**

**Save the Dates** are a nice way of letting your guests (and any other engaged friends) know when your wedding date is! They are especially useful if you are having your wedding abroad as it gives your guests time to book cheaper flights and accommodation.



## **3-4 Months Before Your Wedding**

**Wedding Invitations!** If you haven't sent out save the dates, your wedding invitation is the first glimpse your guests will get into your wedding, so it is important to make them stand out from the crowd. Let your invitations reflect you and your partner's personalities and give hints towards the general theme of your wedding. How exciting!



## **8-10 Weeks Before Your Wedding**

**Sealed with a Loving Kiss!** Pop your invitations in the post 8-10 weeks before your wedding date (maybe a little sooner if you are getting married on a Bank Holiday). Ask your guests to R.S.V.P. 4-6 weeks before the wedding date. This gives you time to chase up any slow responders before your venue needs final numbers!



## **4-5 Weeks Before Your Wedding**

**Crunch Time is Here!** This is the perfect time to start on the ceremony booklets, table plan, signage, menus, favour cards and any other On-The-Day Stationery. Look to print everything the week before your wedding to make sure you can relax and enjoy the lead up to the Big Day!



## **Anytime After Your Wedding**

**Time to Say Thank You!** Sometimes overlooked by newlyweds, thank you cards are actually a very important part of your wedding stationery. They give you the opportunity to write a personal thank you message to all the guests who helped you celebrate your Big Day and also brought thoughtful gifts. A little love goes a long way!

**This is a timeline to help guide you,  
but please remember every couple is different...**

# PRINTED INVITATION STYLES

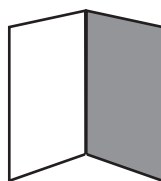
\* **pp**= printable panels  
eg. 2pp is double sided

★ most popular style



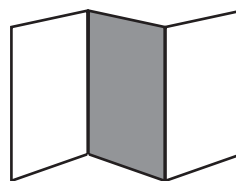
**2pp A6**

105x148mm  
2 panels  
double sided



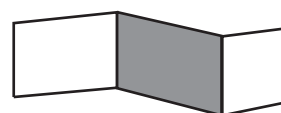
**4pp A6**

210x148mm  
4 panels  
double sided



**A6 with RSVP** (6pp)

315x148mm  
6 panels  
double sided



**A6 with RSVP (wide)** (6pp)

431x105mm  
6 panels  
double sided



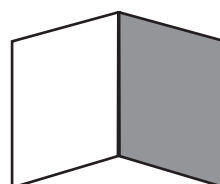
**A5 Single** (2pp)

148x210mm  
2 panels  
double sided



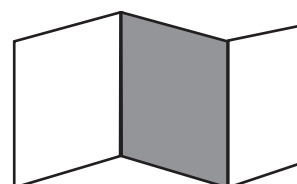
**Square Single** (2pp)

148x148mm  
2 panels  
double sided



**Square Opening** (4pp)

296x148mm  
4 panels  
double sided



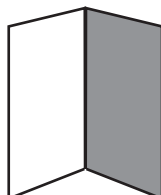
**Square with RSVP** ★

401x148mm  
6 panels  
double sided



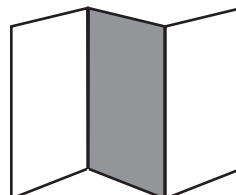
**DL Single** (2pp)

99x210mm  
2 panels  
double sided



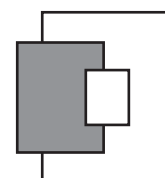
**DL Opening** (4pp)

198x210mm  
4 panels  
double sided



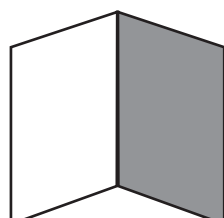
**DL with RSVP** (6pp)

297x210mm  
6 panels  
double sided



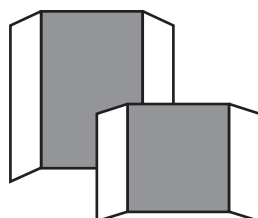
**Flat Stack (3 cards)**

Main invite card can be  
Square, DL or A5  
A6 Info card  
A7 RSVP & Paper Band



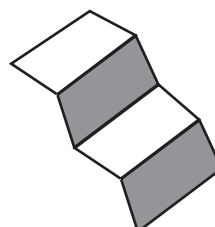
**A5 Opening** (4pp)

148x210mm  
when closed  
4 panels  
double sided



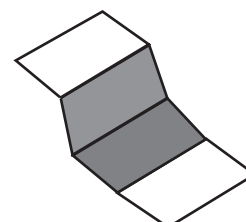
**Gatefold Invitation**

A5 - 148x210mm when closed  
Square - 148x148mm  
when closed  
double sided



**Accordion with RSVP** (8pp)

148x420mm  
8 panels  
double sided



**Wallet with RSVP** (8pp)

148x416mm  
8 panels  
(bottom panel 4mm shorter)  
double sided

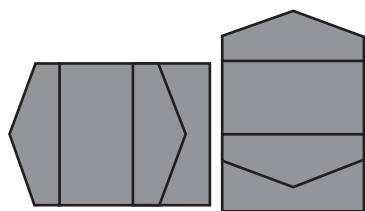
**complimentary envelopes are included with all the above invitations.**

# SPECIALITY INVITATION STYLES

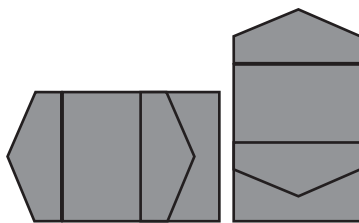
\***pp**= printable panels  
eg. 2pp is double sided

★ most popular style

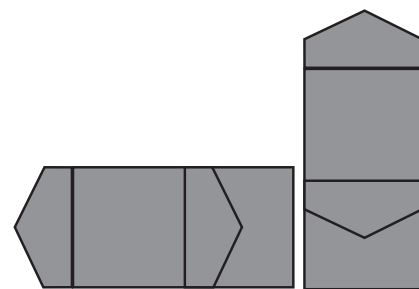
## - POCKET FOLD INVITATION STYLES



DL Original



A6 Original



Square Original



### **Pocketfold Set**

Inserts included:

- Main card
- Info card
- A7 RSVP 74x105mm  
or Postcard 105x140mm
- Band

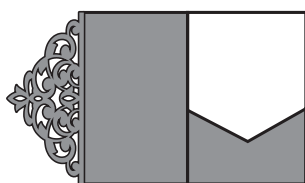
**Styles/Colours vary**

**Self assembly**


**In-house Assembly  
available**

## - LASERCUT INVITATION STYLES


Limited supply available please enquire about lasercut invitations or pop in to our showroom to have a look and chat to our team!



Tall Laser Pocket



Gatefold Laser



Classic Laser Cut



Square Laser Pocket

### **Lasercut Set**

- Main card
- Info card
- A7 RSVP 74x105mm  
or Postcard 105x140mm
- Band

**Styles/Colours vary**

**Self assembly**

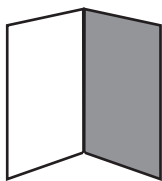
**In-house Assembly  
available**

**Envelopes are included with all the above invitations.**

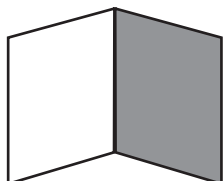
# CEREMONY BOOKLET & ORDER OF SERVICE STYLES

\*\*Use Ceremony booklet/  
Scroll template online

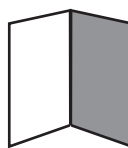
★ most popular style



**A5 booklet** ★  
148x210mm *when closed*  
Up to 20 inside pages



**Square booklet**  
148x148mm *when closed*  
Up to 20 inside pages



**A6 booklet**  
105x148mm *when closed*  
Up to 20 inside pages



**Tall Booklet**  
105x297mm *when closed*  
Up to 20 inside pages



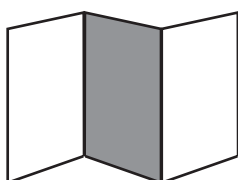
**Order of Service Tall card**  
105x297mm  
2 panels  
can be full colour  
double sided



**Order of Service A4 card**  
210x297mm  
2 panels  
can be full colour  
double sided



**Order of Service A5 card**  
148x210mm  
2 panels  
can be full colour  
double sided



**Trifold Ceremony Card**  
297x210mm  
6 panels  
can be full colour  
double sided



**Order of Service Tall  
Opening card** ★  
210x297mm  
can be full colour  
double sided



**Order of Service DL  
Opening card**  
198x210mm  
can be full colour  
double sided



**B&W Scroll**  
210x420mm  
double sided  
no colour  
supplied flat, no ribbon



**Premium Scroll**  
210x420mm  
double sided  
can be full colour  
supplied flat, no ribbon

**Ask for our free Word Document template**

## SIGNAGE & ON-THE-DAY STATIONERY

Fingerpost	mounted on corriboard
'Just Married' Car sign	mounted on foam board
Instagram Frame	mounted on corriboard

	Size	Card/Paper	Mounted*	Framed**
A6	105x148mm	✓	✓	✓
A5	210x148mm	✓	✓	✓
A4	297x210mm	✓	✓	✓
A3	297x420mm	✓	✓	✓
A2	420x594mm	✓	✓	X
★ A1	594x841mm	✓	✓	✓
A0	841 x 1189 mm	X	✓	X

\*Mounted on 3mm foam board

\*\*Please order frames 3 weeks in advance

★ most popular style

## OTHER STATIONERY

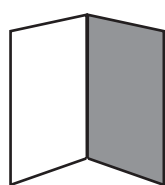
A6 table plan number	double sided A6/DL card
Place Names	A7 creased to A8 tent card
Menu (individual)	double sided A6/DL card
Menu (folded)	4pp DL opening card
Kids Colouring Book	A5 booklet
Betting Slips	25 per pack
Joke/I Dare You Cards	20 per pack
Suggestion/Find the Guest cards	25 per pack
Stickers (30mm circles)	4 sheets, 48 per sheet
Favour Stickers (37mm circles)	4 sheets, 35 per sheet
Favour Cards	A7 double sided

## EXTRA SERVICES

Printed Guest Names	Pearlescent / Coloured Envelopes
Printed Guest Addresses Paper Labels	Personalised Designs (Varied)
Printed Guest Addresses Clear Labels	Evites Available

## THANK YOU CARDS

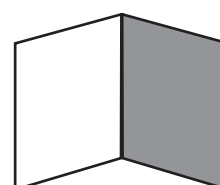
If your wedding photos are too big to send in an email, they can upload to [www.wetransfer.com](http://www.wetransfer.com) and send us the download link.



**Opening A6 card**  
4 panels A6  
148x210mm



**Flat Card**  
2pp A6  
105x148mm



**Square Opening**  
4 panels  
296x148mm

**Envelopes are included with all the above thank you cards.**



001



002



003



004



005



006



007 



008 



009



010 



011



012



013




014



015



016




017



018



019



020





021



022




023



024



025



026



027



028



029



030



031



032



033



034



035



036



037



038



039



040





041




042



043 



044 



045



046



047



048



049



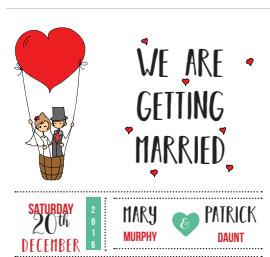
050



051



052



053



054



055



056



057



058 



059



060



061



062



063



064



065



066



067



068




069



070



071



072



073



074



075



076



077



078

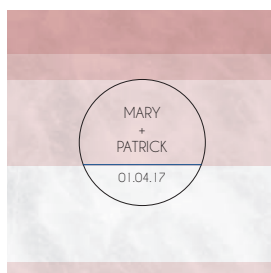


079



080





081 



082 



083 



084 



085



086



087



088



089



090



091



092



093



094 



095



096



097



098



099



100



101



102



103



104



105 



106



107



108



109



110



111



112



113



114



115



116



117 



118



119 



120





121




122




123



124



125



126



127



128



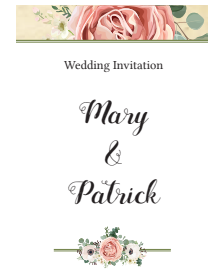
129



130



131



132



133



134 



135 



136



137



138



139



140



141




141(xmas)



142



143 



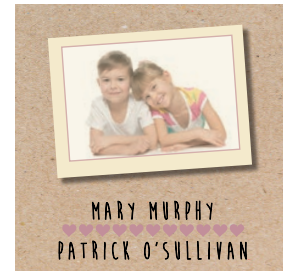
144



145



146



147




148 



149



150



151




152 




153



154 



155



156 



157




158



159



160



161



162



163



164



165 



166



167



168



169



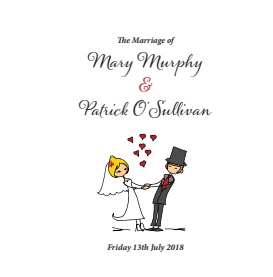
170



171



172



173



174



175



176



177



178



179



# Can't see what you're looking for?

## Don't worry...

...We have a huge range of designs to choose from here at The Wedding Scribblers. However, if you would prefer to create a bespoke design, we are here to help!

Drop in to our showroom to speak to one of our designers  
or send us some of your wedding inspiration by email.  
*A design fee will apply*, depending on the level of design required.  
[info@weddingscribblers.ie](mailto:info@weddingscribblers.ie)





## PACKAGES / SUITES



### SMALL PACKAGE: 50 GUESTS

30x Square Opening (with RSVP)  
30x A5 Ceremony Booklets  
1x A2 Sign  
30x A6 Opening Thank you cards

~~€326~~  
**€295**



### MEDIUM PACKAGE: 100 GUESTS

65x Square Opening (with RSVP)  
65x A5 Ceremony Booklets  
1x A2 Sign  
65x A6 Opening Thank you cards

~~€602~~  
**€545**



### LARGE PACKAGE 1: 200 GUESTS

115x Square Opening (with RSVP)  
115x A5 Ceremony Booklets  
1x A1 Sign  
115x A6 Opening Thank you cards

~~€992~~  
**€895**

Packages cannot be adapted.

We can create personalised package to suit your wedding needs,  
just email or ask any member of our team when getting a quote made up.

**White or Ivory envelopes are included with all invitations in the above packages.**

## Get in touch!

For any general enquiries email: [info@weddingscribblers.ie](mailto:info@weddingscribblers.ie)  
or call us at: **021 497 1177**

# Our Frequently Asked Questions

## Deposits

We will require a deposit before we begin designing. The deposit is usually €50, however it is €100 if you are ordering laser cut or pocketfold invitations. Deposits can be paid in person or over the phone.

## Invitation Checklist

- ☐ Correct Personal Information
- ☐ Day 2 Information
- ☐ Schedule of Wedding Day
- ☐ No Photos on Social Media
- ☐ Directions or Transport
- ☐ Accommodation Options
- ☐ Wedding Website
- ☐ Notes About Gifts
- ☐ Quote / Poem / Photo

## R.S.V.P. Checklist

- ☐ Suggest A Song
- ☐ Dietary Requirements
- ☐ Attending Day 2
- ☐ Number of Guests Attending
- ☐ Menu Choices

## Design Proofs & Changes

You will receive your first digital proof by email 7-10 days after the deposit is paid. You will then have up to 4 revisions, included in your quoted price, to make any changes you need.

We ask that you proof read carefully, double checking all the details, and send a list of changes to your designer, in one email.

We do not accept changes by phone or in person.

Updated proofs usually take 2 working days. Any additional digital proofs, beyond version 5, are charged at €5 each.

## Printed Samples

One printed sample of your invitation is included in your quote. Any additional printed samples are charged at €5 each.

## Bespoke Designs

We have a huge range of designs to choose from here at The Wedding Scribblers. However if you would like to create your own bespoke design, a design fee will apply.

## Minimum Orders

For invitation or ceremony booklet orders under 40 units, an additional charge of €50 applies.

## Self Assembly

Some of our invitations require self assembly (laser cuts, pocketfolds, stack packs etc.) We recommend that you build this into your time line to avoid any time pressure or late nights! Assembly service available, pricing varies.

## Printing Guest Names and Address Labels

Please ask us for our template to input all the names and addresses of your wedding guests.

## Signing Off

If you have no further changes to your design and you are happy to sign off and go to print, just let your designer know. Just to note, once signed off, no further changes can be made. Always double check your dates / spellings / names etc. before signing off.

Your printed stationery will be EXACTLY THE SAME as the final proof. REPRINTS ARE CHARGED AT FULL PRICE.

## Printing Times

Printing usually takes between 4 and 5 working days. Times can vary with some products so please double check with your designer when signing off.

## Delivery Options

Don't worry if you don't live in Cork - we can deliver! Check with your designer for details.

## Lead Times

We do ask that we start designing your On-The-Day stationery at least 4 weeks before collection to allow for a stress free experience.

## Rush Orders

Last minute order? There is a €50 rush order fee for orders to be put to the top of the work list and made priority list.

## Table Plan/ Table Plan Cards

We will need you to organise your guests in a simple spreadsheet. Let us know how many tables you plan to have so we can make a start on the design. Final guest names can be added 1 week before collection.

## Ceremony Books / Scrolls / Order of Service

Ask your designer for our free template or download it from our website! It's an easy-to-edit Word document with the majority of the ceremony typed up already. You can edit the document to suit your ceremony but there is no need to format the layout or font - We will do all that here! Once you have proof read and shown the document to your celebrant, send it on to us and we will work our magic!

## Thank You Cards

If you would like to use some photographs from your wedding day on your thank you cards, please ask your photographer for high resolution images to ensure they print clearly. If your photos are too big to send in an email, you can upload to [wetransfer.com](http://wetransfer.com) and send us the download link.

**\*Information correct at time of print and subject to change without prior notice.**

THE WEDDING  
*scribbles*

Munster Weddings, Unit 28,  
Kinsale Road Commercial Centre,  
Kinsale Road, Cork, T12 TEV7

